



Non-insulated and insulated
AERIAL WORK PLATFORMS
for electric utilities




Bronto Skylift, the Market Leader

- by Experience:** over 6200 aerial appliances in operation all over the world
- by Variety:** over 30 different models with working heights from 36 to 112 meters
- by Technology:** the best weight-height ratio based on advanced plasma welding methods
- by Operational Versatility:** high degree of customization, over 200 optional features available

For over 40 years, operators have trusted Bronto Skylift to provide a safer way to access overhead areas. To date, Bronto has built over 6200 aerial devices, including the world's tallest insulated and non-insulated truckmounted models. Today, Bronto Skylift work platforms are used in utility, petrochemical, construction and industrial markets worldwide. Each Bronto Skylift product is built for operator convenience, dependable performance, increased safety and reduced maintenance. It features proportional controls to smoothly place the platform precisely where it is needed.

Each Bronto Skylift consists of boom sections built to accuracies of 0,1 mm providing increased stability and smoother boom extension and retraction. Bronto Skylifts have a primary and back-up safety device for outreach limitation, boom rotation, platform leveling and all other critical operating functions. They have been designed and built to meet the requirements of a wide variety of commercial-type chassis, enabling easier repair and maintenance with standard parts.



Bronto Skylift - Aerial Work Platforms

More compactness

Bronto Skylift aerials are designed for better over-the-road transportation and improved jobsite accessibility. In many cases, Bronto Skylift aerials are up to 20% shorter in overall length and 20% lighter in gross vehicle weight than comparable products.

More versatility

With working heights to 112 m, horizontal outreach to 37 m and up to 860 kg platform capacities on some models, Bronto Skylift aerials can reach more places in more overhead locations than any other product available.

More maneuverability

Bronto Skylift aerials are available with 6x4, 6x6, 8x4, 8x6, and 8x8 drive configurations with optional rear steer axles that provide a turning radius as short as 12 m. Optional interlock differentials and no-spin axle assemblies are also available.

More productivity

For rapid deployment, Bronto Skylift offers automatic self-leveling outriggers that level the unit in less than 30 seconds at the touch of a button. During operation, all boom sections extend and retract simultaneously, enabling the boom to be raised or lowered faster.

More convenience

The unique telescoping design of Bronto Skylift aerials require only 8,5 m over-head clearance to set up. Outriggers can also be fully deployed on one side only and the unit can be operated in a reduced work envelope in confined areas.

Optional features

A wide variety of options and accessories are available, including hydraulic, air or electrical powered tools, hydraulic material handler and other productivity-enhancing features.



Non-insulated and insulated AERIAL WORK PLATFORMS for electric utilities

WORKING HEIGHTS FROM 36 TO 112 METERS

Better access to overhead areas




NON-INSULATED models

The Bronto Skylift aerial work platform with standard steel boom construction combines safety, compactness, versatility, convenience, maneuverability and productivity in a single package. It provides unparalleled access to any overhead area. All Bronto Skylift work platforms feature a multi-section telescopic main boom and articulated platform boom. On larger models, the platform boom also telescopes for additional

horizontal reach, enabling operation in congested areas. It also enhances safety and increases utilization because one machine can be used to access a wider range of working areas from a single location. Due to the telescoping main boom and articulating platform boom, it also reaches below ground areas for greater versatility.



Technical data

	Max. working height	Max. working outreach, approx.	Max. safe working cage load	Transportation height, approx.	Transportation length, approx.	GVW
S 38 HDT	38 m	23,4 m	440/200 kg	3,8 m	11,7 m	26000 kg
S 38 HDT ^{ER}	38 m	31,3 m	440/200 kg	3,9 m	11,7 m	32000 kg
S 44 HDT	44 m	22,6 m	440/200 kg	3,9 m	11,8 m	26000 kg
S 44 HDT ^{ER}	44 m	29,7 m	440/200 kg	4,0 m	11,8 m	32000 kg
S 55 HDT	55 m	24,0 m	440/200 kg	4,0 m	12,8 m	32000 kg
S 60 HDT	60 m	23,5 m	440/200 kg	4,0 m	14,3 m	35000 kg

Features



Control stations
Identical control stations on the turntable and platform feature electro-hydraulic controls with proportional control valves. The turntable control station provides precise line-of-sight operation at any elevation in full 360-degree rotation.



Shortjacking capability
All Bronto Skylift aerials can be "short jacked" with outriggers fully deployed on one side only, and safely operated in restricted work areas with no loss of platform capacity or side reach capabilities. This enables set-up and operation in confined areas and reduces the need to close traffic lanes when working alongside highways.



Platform rotation
Bronto Skylift aerials feature a standard platform rotation of 80-degrees left to 80-degrees right (insulated units 60° left, 60° right), which enables the operator to boom up to the overhead work area, and rotate the platform so that the work area is directly in front of the platform.



WORKING HEIGHTS FROM 38 TO 60 METERS

NON-INSULATED models

Better access to overhead areas




INSULATED models

Bronto Skylift SI Series aeriels feature insulated platform booms and are designed for work at sub-transmission and transmission lines up to 765 kV (ANSI A92.2). The heavy-duty telescopic machines enable bare-hand maintenance, inspection and repairs while the system is still energized. Live-line working capability is enabled through a fiber optic control system running inside an appr. 5 m long filament-wound fiberglass boom. The high strength FRP boom features

boom tip deflection of less than 5 cm / 500 kg of applied load. Its sealed design prevents internal contamination. Desiccants inside the boom control internal atmospheric humidity. A sharp-edge corona ring around the boom provides consistent voltage gradient along the length of the boom. A separate fiber optic intercom system provides audio communications between the platform and turntable control station.




Insulated range with rated voltage 500 kV

	Rated Voltage	Max. working height	Max. working outreach, approx.	Max. safe working cage load	Max. material handler capacity	*Max. total load, Aluminium cage (1 m x 1,5m)	Height, approx.	Length, approx.	GVW
SI 126 HDT-C	500 kV	38 m	23,5 m	360 kg	680 kg	860 kg	3,9 m	12,5 m	27000 kg
SI 140 HDT-C	500 kV	42 m	23,5 m	360 kg	680 kg	860 kg	4 m	13 m	28500 kg
SI 156 HDT-C	500 kV	47 m	24 m	360 kg	680 kg	860 kg	4 m	13 m	32000 kg
SI 169 HDT-C	500 kV	52 m	24 m	360 kg	680 kg	860 kg	4 m	13 m	32000 kg
SI 196 HDT-C	500 kV	60 m	26 m	360 kg	680 kg	860 kg	4,1 m	13,5 m	35000 kg

* Steel cage also available with max. total load of 800 kg and dimensions (1m x 2m).

Insulated range with rated voltage 765 kV

	Rated Voltage	Max. working height	Max. working outreach, approx.	Max. safe working cage load	Max. material handler capacity	*Max. total load, Aluminium cage 1 m x 1,5m	Height, approx.	Length, approx.	GVW
SI 140 HDT-C	765 kV	42 m	23,5 m	360 kg	680 kg	790 kg	4 m	13 m	28500 kg
SI 156 HDT-C	765 kV	47 m	24 m	360 kg	680 kg	790 kg	4 m	13 m	32000 kg
SI 169 HDT-C	765 kV	52 m	24 m	360 kg	680 kg	790 kg	4 m	13 m	32000 kg
SI 196 HDT-C	765 kV	60 m	26 m	360 kg	680 kg	790 kg	4,1 m	13,5 m	35000 kg

* Steel cage also available with max. total load of 730 kg and dimensions (1m x 2m).



Leakage detector
Boom Leakage Detector indicates the actual current experienced by the platform personnel and FRP boom. Although ANSI and IEC standards allow up to 1.0µA/kV line-to-ground current leakage, Bronto SI Series units typically exhibit a maximum current leakage of less than 0.2 µA/kV.



Remote control
Optional radio remote control system enables the operator to position the platform onto the energized conductor from the ground, enabling a better view of the platform's position while completely isolating the operator from the vehicle.



Corona ring
A sharp edge corona ring provides a consistent voltage gradient along the length of the FRP boom and acts as an electrical stress relief device at the upper section by preventing potentially damaging positive corona activity on or near the FRP boom surface.



WORKING HEIGHTS FROM 38 TO 60 METERS

INSULATED models

Better access to overhead areas

INSULATOR WASHING

Bronto Skylift aerial devices are user friendly and reliable, and have been designed with comprehensive safety features for improved operation and efficiency.

In addition to the conventional repair and maintenance tasks of overhead lines, utility companies are often confronted with other problems as well. Transmission and distribution line insulators are frequently contaminated with salt, dust, industrial pollution, bird droppings and so forth. Contamination can create a conductive path on the surface of the insulator, causing "flash over", which can result in expensive power interruptions and damage.

To reduce "flash over", many utility companies have successfully implemented preventive insulator washing programs with conventional live-line insulator washing equipment. All insulated and non-insulated Bronto Skylift aerial devices can be fitted with integrated insulator washing capability resulting in a real multipurpose vehicle with several capabilities

- live-line bare hand work
- general maintenance and repair work
- live-line insulator washing

thus considerably reducing down time and increasing efficiency.



Features



Insulator washer

All Bronto Skylift aerial work platforms can be fitted with an integrated washing head.



Remote control

Live-line insulator washing can be performed by using a remote control.



Multipurpose vehicle

The aerial work platform can be telescoped directly to overhead transmission lines, and is capable of carrying the required personnel, tools and equipment at the same time.



BRONTO SKYLIFT OY AB

Teerivuorenkatu 28
FI-33300 TAMPERE
Finland
Tel +358 20 7927 111
Fax +358 20 7927 300
www.bronto.fi

BRONTO SKYLIFT AB

Okvistavägen 38
SE-18640 VALLENTUNA
Sweden
Tel +46 8 5816 6040
Fax +46 8 5816 6035
www.bronto.se

BRONTO SKYLIFT AG

Ifangstrasse 111
CH-8153 RÜMLANG
Switzerland
Tel +41 44 818 8040
Fax +41 44 818 8050
www.bronto.ch